

PharmLabs San Diego Certificate of Analysis

3421 Hancock St, Second Floor, San Diego, CA 92110 | License: C8-0000098-LIC  
 ISO/IEC 17025:2017 Acc. L17-427-1 #85368



Sample **White Series - Tropical Trippy Twist - 2**

Sample ID <b>SD230907-002 (84188)</b>	Matrix <b>Concentrate (Inhalable Cannabis Good)</b>
Tested for <b>Wherezhemp, LLC</b>	
Sampled <b>-</b>	Received <b>Sep 06, 2023</b>
	Reported <b>Sep 08, 2023</b>
Analyses executed <b>CANX, AMU</b>	

**Laboratory note:** The estimated concentration of the unknown peak in the sample is 3.04% | Currently PharmLabs laboratory can not confirm an unidentified peak in your chromatogram due to interference (only with highly concentrated D8 products) from which we believe to be either (+)-8-THC or d9-THC. At this time there are no reference standards available for (+)-8-THC. (+)-8-THC is a different compound from the main (-)-8-THC cannabinoid and, therefore, these two compounds may have different efficacies. Using the most advanced instruments and techniques available, the separation of (+)-8-THC and d9-THC is problematic for the scientific community as a whole. PharmLabs believes the unidentified peak to be a combination of (+)-8-THC and d9-THC with the majority, if not all, of the concentration being (+)-8-THC. Total (+)-8-THC Concentration is estimated to be: 8.08%

**CANX - Cannabinoids Analysis**

Analyzed **Sep 08, 2023** | Instrument **HPLC-VWD** | Method  
 The expanded Uncertainty of the Cannabinoid analysis is approximately **±7.806%** at the 95% Confidence Level

Analyte	LOD mg/g	LOQ mg/g	Result %	Result mg/g
11-Hydroxy-Δ8-Tetrahydrocannabivarin (11-Hyd-Δ8-THCV)	0.013	0.041	ND	ND
Cannabidiol (CBD)	0.002	0.007	ND	ND
Abnormal Cannabidiol (a-CBD)	0.01	0.031	ND	ND
(+/-)-9B-Hydroxy-Hexahydrocannabinol (9b-HHC)	0.012	0.036	ND	ND
11-Hydroxy-Δ8-Tetrahydrocannabinol (11-Hyd-Δ8-THC)	0.007	0.021	ND	ND
Cannabidiolic Acid (CBDA)	0.001	0.16	ND	ND
Cannabigerol Acid (CBGA)	0.001	0.16	0.33	3.34
Cannabigerol (CBG)	0.001	0.16	1.60	15.98
Cannabidiol (CBD)	0.001	0.16	ND	ND
1(S)-THD (s-THD)	0.013	0.041	ND	ND
1(R)-THD (r-THD)	0.025	0.075	ND	ND
Tetrahydrocannabivarin (THCV)	0.001	0.16	ND	ND
Δ8-tetrahydrocannabivarin (Δ8-THCV)	0.021	0.064	ND	ND
Cannabidihexol (CBDH)	0.005	0.16	ND	ND
Tetrahydrocannabutol (Δ9-THCB)	0.013	0.038	ND	ND
Cannabinol (CBN)	0.001	0.16	5.01	50.14
Cannabidiphoral (CBDP)	0.015	0.047	ND	ND
exo-THC (exo-THC)	0.005	0.16	ND	ND
Tetrahydrocannabinol (Δ9-THC)	0.003	0.16	UI	UI
Δ8-tetrahydrocannabinol (Δ8-THC)	0.004	0.16	8.08	80.80
(6aR,9S)-Δ10-Tetrahydrocannabinol ((6aR,9S)-Δ10)	0.015	0.16	ND	ND
Hexahydrocannabinol (S Isomer) (9s-HHC)	0.017	0.16	2.37	23.71
(6aR,9R)-Δ10-Tetrahydrocannabinol ((6aR,9R)-Δ10)	0.007	0.16	ND	ND
Hexahydrocannabinol (R Isomer) (9r-HHC)	0.016	0.16	5.55	55.49
Tetrahydrocannabinolic Acid (THCA)	0.001	0.16	62.41	624.12
Δ9-Tetrahydrocannabihexol (Δ9-THCH)	0.024	0.071	ND	ND
Cannabinol Acetate (CBNO)	0.014	0.043	ND	ND
Δ9-Tetrahydrocannabiphoral (Δ9-THCP)	0.017	0.16	4.95	49.48
Δ8-Tetrahydrocannabiphoral (Δ8-THCP)	0.041	0.16	ND	ND
Cannabicitran (CBT)	0.005	0.16	ND	ND
Δ8-THC-O-acetate (Δ8-THCO)	0.076	0.16	ND	ND
9(S)-HHCP (s-HHCP)	0.031	0.094	ND	ND
Δ9-THC-O-acetate (Δ9-THCO)	0.066	0.16	ND	ND
9(R)-HHCP (r-HHCP)	0.026	0.079	ND	ND
9(S)-HHC-O-acetate (s-HHCO)	0.005	0.16	ND	ND
9(R)-HHC-O-acetate (r-HHCO)	0.008	0.025	ND	ND
3-octyl-Δ8-Tetrahydrocannabinol (Δ8-THC-C8)	0.067	0.204	ND	ND
<b>Total THC ( THCa * 0.877 + Δ9THC )</b>			<b>54.74</b>	<b>547.35</b>
<b>Total THC + Δ8THC + Δ10THC ( THCa * 0.877 + Δ9THC + Δ8THC + Δ10THC )</b>			<b>62.82</b>	<b>628.15</b>
<b>Total CBD ( CBDa * 0.877 + CBD )</b>			<b>ND</b>	<b>ND</b>
<b>Total CBG ( CBGa * 0.877 + CBG )</b>			<b>1.89</b>	<b>18.91</b>
<b>Total HHC ( 9r-HHC + 9s-HHC )</b>			<b>7.92</b>	<b>79.20</b>
<b>Total Cannabinoids</b>			<b>82.59</b>	<b>825.88</b>

**AMU - Amanita Muscaria Analysis**

Analyzed **Sep 07, 2023** | Instrument **HPLC VWD** | Method **SOP-AMU**  
 The expanded Uncertainty of the analysis is approximately **±7.81%** at the 95% Confidence Level

Analyte	LOD mg/g	LOQ mg/g	Result %	Result mg/g
Muscimol (MUOL)	0.0011	0.0034	0.38	3.79

UI Unidentified  
 ND Not Detected  
 N/A Not Applicable  
 NT Not Reported  
 LOD Limit of Detection  
 LOQ Limit of Quantification  
 <LOQ Detected  
 >ULOL Above upper limit of linearity  
 CFU/g Colony Forming Units per 1 gram  
 TNTC Too Numerous to Count



Scan the QR code to verify authenticity.

Authorized Signature

*Brandon Starr*

Brandon Starr, Lab Manager  
 Fri, 08 Sep 2023 11:44:27 -0700

PharmLabs San Diego | 3421 Hancock St, Second Floor, San Diego, CA 92110 | 619.356.0898 | ISO/IEC 17025:2017 Acc. L17-427-1

\*This report shall not be reproduced except in full, without the written approval of the lab. This report is for informational purposes only and should not be used to diagnose, treat or prevent any disease. Results are only for samples and batches indicated. Results are reported on an "as received" basis, unless indicated otherwise. When a Pass/Fail status is reported, that status is intended to be in accordance with federal, state and local laws which are required for the customer to be in compliance. The measurement of uncertainty is not included in the Pass/Fail evaluation unless explicitly required by federal, state or local laws and has been reported on the certificate of analysis. Measurement of uncertainty is available upon request.



PharmLabs San Diego Certificate of Analysis

3421 Hancock St, Second Floor, San Diego, CA 92110 | License: C8-0000098-LIC  
 ISO/IEC 17025:2017 Acc. L17-427-1 #85368



Sample **White Series - Psychedelic Pineapple - 2**

Sample ID <b>SD230907-003 (84189)</b>	Matrix <b>Concentrate (Inhalable Cannabis Good)</b>
Tested for <b>Wherezemp, LLC</b>	
Sampled <b>-</b>	Received <b>Sep 06, 2023</b>
Analyses executed <b>CANX, AMU</b>	Reported <b>Sep 08, 2023</b>

**Laboratory note:** The estimated concentration of the unknown peak in the sample is 1.83%. Currently PharmLabs laboratory can not confirm an unidentified peak in your chromatogram due to interference (only with highly concentrated D8 products) from which we believe to be either (+)-8-THC or d9-THC. At this time there are no reference standards available for (+)-8-THC. (+)-8-THC is a different compound from the main (-)-8-THC cannabinoid and, therefore, these two compounds may have different efficacies. Using the most advanced instruments and techniques available, the separation of (+)-8-THC and d9-THC is problematic for the scientific community as a whole. PharmLabs believes the unidentified peak to be a combination of (+)-8-THC and d9-THC with the majority, if not all, of the concentration being (+)-8-THC. Total (+)-8-THC Concentration is estimated to be: 6.55%

**CANX - Cannabinoids Analysis**

Analyzed **Sep 08, 2023** | Instrument **HPLC-VWD** | Method  
 The expanded Uncertainty of the Cannabinoid analysis is approximately **±7.806%** at the 95% Confidence Level


Analyte	LOD mg/g	LOQ mg/g	Result %	Result mg/g
11-Hydroxy-Δ8-Tetrahydrocannabivarin (11-Hyd-Δ8-THCV)	0.013	0.041	ND	ND
Cannabidiol (CBDO)	0.002	0.007	ND	ND
Abnormal Cannabidiol (a-CBDO)	0.01	0.031	ND	ND
(+/-)-9B-Hydroxy-Hexahydrocannabinol (9b-HHC)	0.012	0.036	ND	ND
11-Hydroxy-Δ8-Tetrahydrocannabinol (11-Hyd-Δ8-THC)	0.007	0.021	ND	ND
Cannabidiolic Acid (CBDA)	0.001	0.16	ND	ND
Cannabigerol Acid (CBGA)	0.001	0.16	0.40	4.00
Cannabigerol (CBG)	0.001	0.16	1.28	12.79
Cannabidiol (CBD)	0.001	0.16	ND	ND
1(S)-THD (s-THD)	0.013	0.041	ND	ND
1(R)-THD (r-THD)	0.025	0.075	ND	ND
Tetrahydrocannabivarin (THCV)	0.001	0.16	ND	ND
Δ8-tetrahydrocannabivarin (Δ8-THCV)	0.021	0.064	ND	ND
Cannabidihexol (CBDH)	0.005	0.16	ND	ND
Tetrahydrocannabutol (Δ9-THCB)	0.013	0.038	ND	ND
Cannabinol (CBN)	0.001	0.16	1.33	13.31
Cannabidiphoral (CBDP)	0.015	0.047	ND	ND
exo-THC (exo-THC)	0.005	0.16	ND	ND
Tetrahydrocannabinol (Δ9-THC)	0.003	0.16	UI	UI
Δ8-tetrahydrocannabinol (Δ8-THC)	0.004	0.16	6.55	65.50
(6aR,9S)-Δ10-Tetrahydrocannabinol ((6aR,9S)-Δ10)	0.015	0.16	ND	ND
Hexahydrocannabinol (S Isomer) (9s-HHC)	0.017	0.16	3.69	36.86
(6aR,9R)-Δ10-Tetrahydrocannabinol ((6aR,9R)-Δ10)	0.007	0.16	ND	ND
Hexahydrocannabinol (R Isomer) (9r-HHC)	0.016	0.16	8.50	84.98
Tetrahydrocannabinolic Acid (THCA)	0.001	0.16	65.12	651.18
Δ9-Tetrahydrocannabihexol (Δ9-THCH)	0.024	0.071	ND	ND
Cannabinol Acetate (CBNO)	0.014	0.043	ND	ND
Δ9-Tetrahydrocannabiphoral (Δ9-THCP)	0.017	0.16	2.72	27.23
Δ8-Tetrahydrocannabiphoral (Δ8-THCP)	0.041	0.16	ND	ND
Cannabicitran (CBT)	0.005	0.16	ND	ND
Δ8-THC-O-acetate (Δ8-THCO)	0.076	0.16	ND	ND
9(S)-HHCP (s-HHCP)	0.031	0.094	ND	ND
Δ9-THC-O-acetate (Δ9-THCO)	0.066	0.16	ND	ND
9(R)-HHCP (r-HHCP)	0.026	0.079	ND	ND
9(S)-HHC-O-acetate (s-HHCO)	0.005	0.16	ND	ND
9(R)-HHC-O-acetate (r-HHCO)	0.008	0.025	ND	ND
3-octyl-Δ8-Tetrahydrocannabinol (Δ8-THC-C8)	0.067	0.204	ND	ND
Total THC ( THCa * 0.877 + Δ9THC )			57.11	571.08
Total THC + Δ8THC + Δ10THC ( THCa * 0.877 + Δ9THC + Δ8THC + Δ10THC )			63.66	636.58
Total CBD ( CBDA * 0.877 + CBD )			ND	ND
Total CBG ( CBGA * 0.877 + CBG )			1.63	16.30
Total HHC ( 9r-HHC + 9s-HHC )			12.18	121.84
Total Cannabinoids			81.53	815.26

**AMU - Amanita Muscaria Analysis**

Analyzed **Sep 08, 2023** | Instrument **HPLC VWD** | Method **SOP-AMU**  
 The expanded Uncertainty of the analysis is approximately **±7.81%** at the 95% Confidence Level

Analyte	LOD mg/g	LOQ mg/g	Result %	Result mg/g
Muscimol (MUOL)	0.0011	0.0034	0.48	4.81

UI Unidentified  
 ND Not Detected  
 N/A Not Applicable  
 NT Not Reported  
 LOD Limit of Detection  
 LOQ Limit of Quantification  
 <LOQ Detected  
 >ULOL Above upper limit of linearity  
 CFU/g Colony Forming Units per 1 gram  
 TNTC Too Numerous to Count



Scan the QR code to verify authenticity.

Authorized Signature

*Brandon Starr*

Brandon Starr, Lab Manager  
 Fri, 08 Sep 2023 11:44:28 -0700

PharmLabs San Diego | 3421 Hancock St, Second Floor, San Diego, CA 92110 | 619.356.0898 | ISO/IEC 17025:2017 Acc. L17-427-1

\*This report shall not be reproduced except in full, without the written approval of the lab. This report is for informational purposes only and should not be used to diagnose, treat or prevent any disease. Results are only for samples and batches indicated. Results are reported on an "as received" basis, unless indicated otherwise. When a Pass/Fail status is reported, that status is intended to be in accordance with federal, state and local laws which are required for the customer to be in compliance. The measurement of uncertainty is not included in the Pass/Fail evaluation unless explicitly required by federal, state or local laws and has been reported on the certificate of analysis. Measurement of uncertainty is available upon request.



PharmLabs San Diego Certificate of Analysis

3421 Hancock St, Second Floor, San Diego, CA 92110 | License: C8-0000098-LIC  
 ISO/IEC 17025:2017 Acc. L17-427-1 #85368



Sample **White Series - Mango Madness - 2**

Sample ID	SD230907-004 (84190)	Matrix	Concentrate (Inhalable Cannabis Good)
Tested for	Wherezhemp, LLC		
Sampled	-	Received	Sep 06, 2023
		Reported	Sep 08, 2023
Analyses executed	CANX, AMU		

**Laboratory note:** The estimated concentration of the unknown peak in the sample is 1.36%. Currently PharmLabs laboratory can not confirm an unidentified peak in your chromatogram due to interference (only with highly concentrated D8 products) from which we believe to be either (+)-8-THC or d9-THC. At this time there are no reference standards available for (+)-8-THC. (+)-8-THC is a different compound from the main (-)-8-THC cannabinoid and, therefore, these two compounds may have different efficacies. Using the most advanced instruments and techniques available, the separation of (+)-8-THC and d9-THC is problematic for the scientific community as a whole. PharmLabs believes the unidentified peak to be a combination of (+)-8-THC and d9-THC with the majority, if not all, of the concentration being (+)-8-THC. Total (+)-8-THC Concentration is estimated to be: 4.63%

**CANX - Cannabinoids Analysis**

Analyzed Sep 08, 2023 | Instrument HPLC-VWD | Method  
 The expanded Uncertainty of the Cannabinoid analysis is approximately **7.806%** at the 95% Confidence Level


Analyte	LOD mg/g	LOQ mg/g	Result %	Result mg/g
11-Hydroxy-Δ8-Tetrahydrocannabivarin (11-Hyd-Δ8-THCV)	0.013	0.041	ND	ND
Cannabidiol (CBDO)	0.002	0.007	ND	ND
Abnormal Cannabidiol (a-CBDO)	0.01	0.031	ND	ND
(+/-)-9B-Hydroxy-Hexahydrocannabinol (9b-HHC)	0.012	0.036	ND	ND
11-Hydroxy-Δ8-Tetrahydrocannabinol (11-Hyd-Δ8-THC)	0.007	0.021	ND	ND
Cannabidiolic Acid (CBDA)	0.001	0.16	ND	ND
Cannabigerol Acid (CBGA)	0.001	0.16	0.35	3.48
Cannabigerol (CBG)	0.001	0.16	1.13	11.33
Cannabidiol (CBD)	0.001	0.16	ND	ND
1(S)-THD (s-THD)	0.013	0.041	ND	ND
1(R)-THD (r-THD)	0.025	0.075	ND	ND
Tetrahydrocannabivarin (THCV)	0.001	0.16	ND	ND
Δ8-tetrahydrocannabivarin (Δ8-THCV)	0.021	0.064	ND	ND
Cannabidihexol (CBDH)	0.005	0.16	ND	ND
Tetrahydrocannabutol (Δ9-THCB)	0.013	0.038	ND	ND
Cannabinol (CBN)	0.001	0.16	1.82	18.24
Cannabidiphoral (CBDP)	0.015	0.047	ND	ND
exo-THC (exo-THC)	0.005	0.16	ND	ND
Tetrahydrocannabinol (Δ9-THC)	0.003	0.16	UI	UI
Δ8-tetrahydrocannabinol (Δ8-THC)	0.004	0.16	4.63	46.30
(6aR,9S)-Δ10-Tetrahydrocannabinol ((6aR,9S)-Δ10)	0.015	0.16	ND	ND
Hexahydrocannabinol (S Isomer) (9s-HHC)	0.017	0.16	3.04	30.39
(6aR,9R)-Δ10-Tetrahydrocannabinol ((6aR,9R)-Δ10)	0.007	0.16	ND	ND
Hexahydrocannabinol (R Isomer) (9r-HHC)	0.016	0.16	7.55	75.50
Tetrahydrocannabinolic Acid (THCA)	0.001	0.16	59.43	594.30
Δ9-Tetrahydrocannabihexol (Δ9-THCH)	0.024	0.071	ND	ND
Cannabinol Acetate (CBNO)	0.014	0.043	ND	ND
Δ9-Tetrahydrocannabiphoral (Δ9-THCP)	0.017	0.16	2.95	29.54
Δ8-Tetrahydrocannabiphoral (Δ8-THCP)	0.041	0.16	ND	ND
Cannabicitran (CBT)	0.005	0.16	ND	ND
Δ8-THC-O-acetate (Δ8-THCO)	0.076	0.16	ND	ND
9(S)-HHCP (s-HHCP)	0.031	0.094	ND	ND
Δ9-THC-O-acetate (Δ9-THCO)	0.066	0.16	ND	ND
9(R)-HHCP (r-HHCP)	0.026	0.079	ND	ND
9(S)-HHC-O-acetate (s-HHCO)	0.005	0.16	ND	ND
9(R)-HHC-O-acetate (r-HHCO)	0.008	0.025	ND	ND
3-octyl-Δ8-Tetrahydrocannabinol (Δ8-THC-C8)	0.067	0.204	ND	ND
Total THC ( THCa * 0.877 + Δ9THC )			52.12	521.20
Total THC + Δ8THC + Δ10THC ( THCa * 0.877 + Δ9THC + Δ8THC + Δ10THC )			56.75	567.50
Total CBD ( CBDA * 0.877 + CBD )			ND	ND
Total CBG ( CBGA * 0.877 + CBG )			1.44	14.38
Total HHC ( 9r-HHC + 9s-HHC )			10.59	105.89
Total Cannabinoids			73.56	735.55

**AMU - Amanita Muscaria Analysis**

Analyzed Sep 07, 2023 | Instrument HPLC VWD | Method SOP-AMU  
 The expanded Uncertainty of the analysis is approximately **7.81%** at the 95% Confidence Level

Analyte	LOD mg/g	LOQ mg/g	Result %	Result mg/g
Muscimol (MUOL)	0.0011	0.0034	0.61	6.06

UI Unidentified  
 ND Not Detected  
 N/A Not Applicable  
 NT Not Reported  
 LOD Limit of Detection  
 LOQ Limit of Quantification  
 <LOQ Detected  
 >ULOL Above upper limit of linearity  
 CFU/g Colony Forming Units per 1 gram  
 TNTC Too Numerous to Count



Scan the QR code to verify authenticity.

Authorized Signature

*Brandon Starr*

Brandon Starr, Lab Manager  
 Fri, 08 Sep 2023 11:44:29 -0700

PharmLabs San Diego | 3421 Hancock St, Second Floor, San Diego, CA 92110 | 619.356.0898 | ISO/IEC 17025:2017 Acc. L17-427-1

\*This report shall not be reproduced except in full, without the written approval of the lab. This report is for informational purposes only and should not be used to diagnose, treat or prevent any disease. Results are only for samples and batches indicated. Results are reported on an "as received" basis, unless indicated otherwise. When a Pass/Fail status is reported, that status is intended to be in accordance with federal, state and local laws which are required for the customer to be in compliance. The measurement of uncertainty is not included in the Pass/Fail evaluation unless explicitly required by federal, state or local laws and has been reported on the certificate of analysis. Measurement of uncertainty is available upon request.



PharmLabs San Diego Certificate of Analysis

3421 Hancock St, Second Floor, San Diego, CA 92110 | License: C8-0000098-LIC  
 ISO/IEC 17025:2017 Acc. L17-427-1 #85368



Sample **White Series - Strawberry Mimosa - 2**

Sample ID	SD230907-005 (84191)	Matrix	Concentrate (Inhalable Cannabis Good)
Tested for	Wherezhemp, LLC		
Sampled	-	Received	Sep 06, 2023
Analyses executed	CANX, AMU	Reported	Sep 08, 2023

**Laboratory note:** The estimated concentration of the unknown peak in the sample is 2.30% | Currently PharmLabs laboratory can not confirm an unidentified peak in your chromatogram due to interference (only with highly concentrated D8 products) from which we believe to be either (+)-8-THC or d9-THC. At this time there are no reference standards available for (+)-8-THC. (+)-8-THC is a different compound from the main (-)-8-THC cannabinoid and, therefore, these two compounds may have different efficacies. Using the most advanced instruments and techniques available, the separation of (+)-8-THC and d9-THC is problematic for the scientific community as a whole. PharmLabs believes the unidentified peak to be a combination of (+)-8-THC and d9-THC with the majority, if not all, of the concentration being (+)-8-THC. Total (+/-) D8 Concentration is estimated to be: 4.88%

**CANX - Cannabinoids Analysis**

Analyzed Sep 08, 2023 | Instrument HPLC-VWD | Method  
 The expanded Uncertainty of the Cannabinoid analysis is approximately **±7.806%** at the 95% Confidence Level


Analyte	LOD mg/g	LOQ mg/g	Result %	Result mg/g
11-Hydroxy-Δ8-Tetrahydrocannabivarin (11-Hyd-Δ8-THCV)	0.013	0.041	ND	ND
Cannabidiol (CBD)	0.002	0.007	ND	ND
Abnormal Cannabidiol (a-CBDO)	0.01	0.031	ND	ND
(+/-)-9B-Hydroxy-Hexahydrocannabinol (9b-HHC)	0.012	0.036	ND	ND
11-Hydroxy-Δ8-Tetrahydrocannabinol (11-Hyd-Δ8-THC)	0.007	0.021	ND	ND
Cannabidiolic Acid (CBDA)	0.001	0.16	ND	ND
Cannabigerol Acid (CBGA)	0.001	0.16	0.25	2.53
Cannabigerol (CBG)	0.001	0.16	1.25	12.50
Cannabidiol (CBD)	0.001	0.16	ND	ND
1(S)-THD (s-THD)	0.013	0.041	ND	ND
1(R)-THD (r-THD)	0.025	0.075	ND	ND
Tetrahydrocannabivarin (THCV)	0.001	0.16	ND	ND
Δ8-tetrahydrocannabivarin (Δ8-THCV)	0.021	0.064	ND	ND
Cannabidihexol (CBDH)	0.005	0.16	ND	ND
Tetrahydrocannabutol (Δ9-THCB)	0.013	0.038	ND	ND
Cannabinol (CBN)	0.001	0.16	1.28	12.76
Cannabidiphoral (CBDP)	0.015	0.047	ND	ND
exo-THC (exo-THC)	0.005	0.16	ND	ND
Tetrahydrocannabinol (Δ9-THC)	0.003	0.16	UI	UI
Δ8-tetrahydrocannabinol (Δ8-THC)	0.004	0.16	4.88	48.80
(6aR,9S)-Δ10-Tetrahydrocannabinol ((6aR,9S)-Δ10)	0.015	0.16	ND	ND
Hexahydrocannabinol (S Isomer) (9s-HHC)	0.017	0.16	3.38	33.82
(6aR,9R)-Δ10-Tetrahydrocannabinol ((6aR,9R)-Δ10)	0.007	0.16	ND	ND
Hexahydrocannabinol (R Isomer) (9r-HHC)	0.016	0.16	7.25	72.53
Tetrahydrocannabinolic Acid (THCA)	0.001	0.16	58.94	589.42
Δ9-Tetrahydrocannabihexol (Δ9-THCH)	0.024	0.071	ND	ND
Cannabinol Acetate (CBNO)	0.014	0.043	ND	ND
Δ9-Tetrahydrocannabiphoral (Δ9-THCP)	0.017	0.16	7.10	71.00
Δ8-Tetrahydrocannabiphoral (Δ8-THCP)	0.041	0.16	ND	ND
Cannabicitran (CBT)	0.005	0.16	ND	ND
Δ8-THC-O-acetate (Δ8-THCO)	0.076	0.16	ND	ND
9(S)-HHCP (s-HHCP)	0.031	0.094	ND	ND
Δ9-THC-O-acetate (Δ9-THCO)	0.066	0.16	ND	ND
9(R)-HHCP (r-HHCP)	0.026	0.079	ND	ND
9(S)-HHC-O-acetate (s-HHCO)	0.005	0.16	ND	ND
9(R)-HHC-O-acetate (r-HHCO)	0.008	0.025	ND	ND
3-octyl-Δ8-Tetrahydrocannabinol (Δ8-THC-C8)	0.067	0.204	ND	ND
<b>Total THC ( THCa * 0.877 + Δ9THC )</b>			51.69	516.92
<b>Total THC + Δ8THC + Δ10THC ( THCa * 0.877 + Δ9THC + Δ8THC + Δ10THC )</b>			56.57	565.72
<b>Total CBD ( CBDA * 0.877 + CBD )</b>			ND	ND
<b>Total CBG ( CBGA * 0.877 + CBG )</b>			1.47	14.72
<b>Total HHC ( 9r-HHC + 9s-HHC )</b>			10.64	106.35
<b>Total Cannabinoids</b>			77.06	770.55

**AMU - Amanita Muscaria Analysis**

Analyzed Sep 07, 2023 | Instrument HPLC VWD | Method SOP-AMU  
 The expanded Uncertainty of the analysis is approximately **±7.81%** at the 95% Confidence Level

Analyte	LOD mg/g	LOQ mg/g	Result %	Result mg/g
Muscimol (MUOL)	0.0011	0.0034	0.34	3.45

UI Unidentified  
 ND Not Detected  
 N/A Not Applicable  
 NT Not Reported  
 LOD Limit of Detection  
 LOQ Limit of Quantification  
 <LOQ Detected  
 >ULOL Above upper limit of linearity  
 CFU/g Colony Forming Units per 1 gram  
 TNTC Too Numerous to Count



Scan the QR code to verify authenticity.

Authorized Signature

*Brandon Starr*

Brandon Starr, Lab Manager  
 Fri, 08 Sep 2023 11:44:30 -0700

PharmLabs San Diego | 3421 Hancock St, Second Floor, San Diego, CA 92110 | 619.356.0898 | ISO/IEC 17025:2017 Acc. L17-427-1

\*This report shall not be reproduced except in full, without the written approval of the lab. This report is for informational purposes only and should not be used to diagnose, treat or prevent any disease. Results are only for samples and batches indicated. Results are reported on an "as received" basis, unless indicated otherwise. When a Pass/Fail status is reported, that status is intended to be in accordance with federal, state and local laws which are required for the customer to be in compliance. The measurement of uncertainty is not included in the Pass/Fail evaluation unless explicitly required by federal, state or local laws and has been reported on the certificate of analysis. Measurement of uncertainty is available upon request.



PharmLabs San Diego Certificate of Analysis

3421 Hancock St, Second Floor, San Diego, CA 92110 | License: C8-0000098-LIC  
 ISO/IEC 17025:2017 Acc. L17-427-1 #85368



Sample **White Series - Cosmic Cherry Gelato - 2**

Sample ID	SD230907-006 (84192)	Matrix	Concentrate (Inhalable Cannabis Good)
Tested for	Wherezhemp, LLC		
Sampled	-	Received	Sep 06, 2023
		Reported	Sep 08, 2023
Analyses executed	CANX, AMU		

**Laboratory note:** The estimated concentration of the unknown peak in the sample is 2.35% | Currently PharmLabs laboratory can not confirm an unidentified peak in your chromatogram due to interference (only with highly concentrated D8 products) from which we believe to be either (+)-8-THC or d9-THC. At this time there are no reference standards available for (+)-8-THC. (+)-8-THC is a different compound from the main (-)-8-THC cannabinoid and, therefore, these two compounds may have different efficacies. Using the most advanced instruments and techniques available, the separation of (+)-8-THC and d9-THC is problematic for the scientific community as a whole. PharmLabs believes the unidentified peak to be a combination of (+)-8-THC and d9-THC with the majority, if not all, of the concentration being (+)-8-THC. Total (+)-8-THC Concentration is estimated to be: 5.95%

**CANX - Cannabinoids Analysis**

Analyzed Sep 08, 2023 | Instrument HPLC-VWD | Method  
 The expanded Uncertainty of the Cannabinoid analysis is approximately **±7.806%** at the 95% Confidence Level


Analyte	LOD mg/g	LOQ mg/g	Result %	Result mg/g
11-Hydroxy-Δ8-Tetrahydrocannabivarin (11-Hyd-Δ8-THCV)	0.013	0.041	ND	ND
Cannabidiol (CBD)	0.002	0.007	ND	ND
Abnormal Cannabidiol (a-CBD)	0.01	0.031	ND	ND
(+/-)-9B-Hydroxy-Hexahydrocannabinol (9b-HHC)	0.012	0.036	ND	ND
11-Hydroxy-Δ8-Tetrahydrocannabinol (11-Hyd-Δ8-THC)	0.007	0.021	ND	ND
Cannabidiolic Acid (CBDA)	0.001	0.16	ND	ND
Cannabigerol Acid (CBGA)	0.001	0.16	0.35	3.50
Cannabigerol (CBG)	0.001	0.16	1.11	11.09
Cannabidiol (CBD)	0.001	0.16	ND	ND
1(S)-THD (s-THD)	0.013	0.041	ND	ND
1(R)-THD (r-THD)	0.025	0.075	ND	ND
Tetrahydrocannabivarin (THCV)	0.001	0.16	ND	ND
Δ8-tetrahydrocannabivarin (Δ8-THCV)	0.021	0.064	ND	ND
Cannabidihexol (CBDH)	0.005	0.16	ND	ND
Tetrahydrocannabutol (Δ9-THCB)	0.013	0.038	ND	ND
Cannabinol (CBN)	0.001	0.16	1.40	13.98
Cannabidiphoral (CBDP)	0.015	0.047	ND	ND
exo-THC (exo-THC)	0.005	0.16	ND	ND
Tetrahydrocannabinol (Δ9-THC)	0.003	0.16	UI	UI
Δ8-tetrahydrocannabinol (Δ8-THC)	0.004	0.16	5.95	59.50
(6aR,9S)-Δ10-Tetrahydrocannabinol ((6aR,9S)-Δ10)	0.015	0.16	ND	ND
Hexahydrocannabinol (S Isomer) (9s-HHC)	0.017	0.16	2.45	24.49
(6aR,9R)-Δ10-Tetrahydrocannabinol ((6aR,9R)-Δ10)	0.007	0.16	ND	ND
Hexahydrocannabinol (R Isomer) (9r-HHC)	0.016	0.16	5.38	53.78
Tetrahydrocannabinolic Acid (THCA)	0.001	0.16	60.48	604.78
Δ9-Tetrahydrocannabihexol (Δ9-THCH)	0.024	0.071	ND	ND
Cannabinol Acetate (CBNO)	0.014	0.043	ND	ND
Δ9-Tetrahydrocannabiphoral (Δ9-THCP)	0.017	0.16	6.80	68.05
Δ8-Tetrahydrocannabiphoral (Δ8-THCP)	0.041	0.16	ND	ND
Cannabicitran (CBT)	0.005	0.16	ND	ND
Δ8-THC-O-acetate (Δ8-THCO)	0.076	0.16	ND	ND
9(S)-HHCP (s-HHCP)	0.031	0.094	ND	ND
Δ9-THC-O-acetate (Δ9-THCO)	0.066	0.16	ND	ND
9(R)-HHCP (r-HHCP)	0.026	0.079	ND	ND
9(S)-HHC-O-acetate (s-HHCO)	0.005	0.16	ND	ND
9(R)-HHC-O-acetate (r-HHCO)	0.008	0.025	ND	ND
3-octyl-Δ8-Tetrahydrocannabinol (Δ8-THC-C8)	0.067	0.204	ND	ND
Total THC ( THCa * 0.877 + Δ9THC )			53.04	530.39
Total THC + Δ8THC + Δ10THC ( THCa * 0.877 + Δ9THC + Δ8THC + Δ10THC )			58.99	589.89
Total CBD ( CBDa * 0.877 + CBD )			ND	ND
Total CBG ( CBGa * 0.877 + CBG )			1.42	14.16
Total HHC ( 9r-HHC + 9s-HHC )			7.83	78.27
Total Cannabinoids			76.44	764.35

**AMU - Amanita Muscaria Analysis**

Analyzed Sep 08, 2023 | Instrument HPLC VWD | Method SOP-AMU  
 The expanded Uncertainty of the analysis is approximately **±7.81%** at the 95% Confidence Level

Analyte	LOD mg/g	LOQ mg/g	Result %	Result mg/g
Muscimol (MUOL)	0.0011	0.0034	0.46	4.63

UI Unidentified  
 ND Not Detected  
 N/A Not Applicable  
 NT Not Reported  
 LOD Limit of Detection  
 LOQ Limit of Quantification  
 <LOQ Detected  
 >ULOL Above upper limit of linearity  
 CFU/g Colony Forming Units per 1 gram  
 TNTC Too Numerous to Count



Scan the QR code to verify authenticity.

Authorized Signature

*Brandon Starr*

Brandon Starr, Lab Manager  
 Fri, 08 Sep 2023 11:44:31 -0700

PharmLabs San Diego | 3421 Hancock St, Second Floor, San Diego, CA 92110 | 619.356.0898 | ISO/IEC 17025:2017 Acc. L17-427-1



\*This report shall not be reproduced except in full, without the written approval of the lab. This report is for informational purposes only and should not be used to diagnose, treat or prevent any disease. Results are only for samples and batches indicated. Results are reported on an "as received" basis, unless indicated otherwise. When a Pass/Fail status is reported, that status is intended to be in accordance with federal, state and local laws which are required for the customer to be in compliance. The measurement of uncertainty is not included in the Pass/Fail evaluation unless explicitly required by federal, state or local laws and has been reported on the certificate of analysis. Measurement of uncertainty is available upon request.

PharmLabs San Diego Certificate of Analysis

3421 Hancock St, Second Floor, San Diego, CA 92110 | License: C8-0000098-LIC  
 ISO/IEC 17025:2017 Acc. L17-427-1 #85368



Sample **Black Series - Lady Zaza - 2**

Sample ID	SD230907-007 (84193)	Matrix	Concentrate (Inhalable Cannabis Good)
Tested for	Wherezemp, LLC		
Sampled	-	Received	Sep 06, 2023
Analyses executed	CANX, AMU	Reported	Sep 08, 2023

**Laboratory note:** The estimated concentration of the unknown peak in the sample is 2.33% | Currently PharmLabs laboratory can not confirm an unidentified peak in your chromatogram due to interference (only with highly concentrated D8 products) from which we believe to be either (+)-8-THC or d9-THC. At this time there are no reference standards available for (+)-8-THC (+)-8-THC is a different compound from the main (-)-8-THC cannabinoid and, therefore, these two compounds may have different efficacies. Using the most advanced instruments and techniques available, the separation of (+)-8-THC and d9-THC is problematic for the scientific community as a whole. PharmLabs believes the unidentified peak to be a combination of (+)-8-THC and d9-THC with the majority, if not all, of the concentration being (+)-8-THC. Total (+)-8-THC Concentration is estimated to be: 5.18%

**CANX - Cannabinoids Analysis**

Analyzed Sep 08, 2023 | Instrument HPLC-VWD | Method  
 The expanded Uncertainty of the Cannabinoid analysis is approximately **±7.806%** at the 95% Confidence Level


Analyte	LOD mg/g	LOQ mg/g	Result %	Result mg/g
11-Hydroxy-Δ8-Tetrahydrocannabinol (11-Hyd-Δ8-THCV)	0.013	0.041	ND	ND
Cannabidiol (CBD)	0.002	0.007	ND	ND
Abnormal Cannabidiol (a-CBD)	0.01	0.031	ND	ND
(+/-)-9B-Hydroxy-Hexahydrocannabinol (9b-HHC)	0.012	0.036	ND	ND
11-Hydroxy-Δ8-Tetrahydrocannabinol (11-Hyd-Δ8-THC)	0.007	0.021	ND	ND
Cannabidiolic Acid (CBDA)	0.001	0.16	ND	ND
Cannabigerol Acid (CBGA)	0.001	0.16	0.38	3.80
Cannabigerol (CBG)	0.001	0.16	1.72	17.25
Cannabidiol (CBD)	0.001	0.16	ND	ND
1(S)-THD (s-THD)	0.013	0.041	ND	ND
1(R)-THD (r-THD)	0.025	0.075	ND	ND
Tetrahydrocannabinol (THCV)	0.001	0.16	ND	ND
Δ8-tetrahydrocannabinol (Δ8-THCV)	0.021	0.064	ND	ND
Cannabidihexol (CBDH)	0.005	0.16	ND	ND
Tetrahydrocannabinol (Δ9-THCB)	0.013	0.038	ND	ND
Cannabinol (CBN)	0.001	0.16	1.30	12.96
Cannabidiphoral (CBDP)	0.015	0.047	ND	ND
exo-THC (exo-THC)	0.005	0.16	ND	ND
Tetrahydrocannabinol (Δ9-THC)	0.003	0.16	UI	UI
Δ8-tetrahydrocannabinol (Δ8-THC)	0.004	0.16	5.18	51.80
(6aR,9S)-Δ10-Tetrahydrocannabinol ((6aR,9S)-Δ10)	0.015	0.16	ND	ND
Hexahydrocannabinol (S Isomer) (9s-HHC)	0.017	0.16	1.95	19.51
(6aR,9R)-Δ10-Tetrahydrocannabinol ((6aR,9R)-Δ10)	0.007	0.16	ND	ND
Hexahydrocannabinol (R Isomer) (9r-HHC)	0.016	0.16	4.93	49.33
Tetrahydrocannabinolic Acid (THCA)	0.001	0.16	56.84	568.40
Δ9-Tetrahydrocannabinol (Δ9-THCH)	0.024	0.071	ND	ND
Cannabinol Acetate (CBNO)	0.014	0.043	ND	ND
Δ9-Tetrahydrocannabinol (Δ9-THCP)	0.017	0.16	5.32	53.23
Δ8-Tetrahydrocannabinol (Δ8-THCP)	0.041	0.16	ND	ND
Cannabicitran (CBT)	0.005	0.16	ND	ND
Δ8-THC-O-acetate (Δ8-THCO)	0.076	0.16	ND	ND
9(S)-HHCP (s-HHCP)	0.031	0.094	ND	ND
Δ9-THC-O-acetate (Δ9-THCO)	0.066	0.16	ND	ND
9(R)-HHCP (r-HHCP)	0.026	0.079	ND	ND
9(S)-HHC-O-acetate (s-HHCO)	0.005	0.16	ND	ND
9(R)-HHC-O-acetate (r-HHCO)	0.008	0.025	ND	ND
3-octyl-Δ8-Tetrahydrocannabinol (Δ8-THC-C8)	0.067	0.204	ND	ND
Total THC ( THCa * 0.877 + Δ9THC )			49.85	498.49
Total THC + Δ8THC + Δ10THC ( THCa * 0.877 + Δ9THC + Δ8THC + Δ10THC )			55.03	550.29
Total CBD ( CBDa * 0.877 + CBD )			ND	ND
Total CBG ( CBGa * 0.877 + CBG )			2.06	20.58
Total HHC ( 9r-HHC + 9s-HHC )			6.88	68.84
Total Cannabinoids			70.59	705.90

**AMU - Amanita Muscaria Analysis**

Analyzed Sep 07, 2023 | Instrument HPLC VWD | Method SOP-AMU  
 The expanded Uncertainty of the analysis is approximately **±7.81%** at the 95% Confidence Level

Analyte	LOD mg/g	LOQ mg/g	Result %	Result mg/g
Muscimol (MUOL)	0.0011	0.0034	0.54	5.36

UI Unidentified  
 ND Not Detected  
 N/A Not Applicable  
 NT Not Reported  
 LOD Limit of Detection  
 LOQ Limit of Quantification  
 <LOQ Detected  
 >ULOL Above upper limit of linearity  
 CFU/g Colony Forming Units per 1 gram  
 TNTC Too Numerous to Count



Scan the QR code to verify authenticity.

Authorized Signature

*Brandon Starr*

Brandon Starr, Lab Manager  
 Fri, 08 Sep 2023 11:44:32 -0700

PharmLabs San Diego | 3421 Hancock St, Second Floor, San Diego, CA 92110 | 619.356.0898 | ISO/IEC 17025:2017 Acc. L17-427-1



\*This report shall not be reproduced except in full, without the written approval of the lab. This report is for informational purposes only and should not be used to diagnose, treat or prevent any disease. Results are only for samples and batches indicated. Results are reported on an "as received" basis, unless indicated otherwise. When a Pass/Fail status is reported, that status is intended to be in accordance with federal, state and local laws which are required for the customer to be in compliance. The measurement of uncertainty is not included in the Pass/Fail evaluation unless explicitly required by federal, state or local laws and has been reported on the certificate of analysis. Measurement of uncertainty is available upon request.

PharmLabs San Diego Certificate of Analysis

3421 Hancock St, Second Floor, San Diego, CA 92110 | License: C8-0000098-LIC  
 ISO/IEC 17025:2017 Acc. L17-427-1 #85368



Sample **Black Series - Kiwi Kaleidoscope - 2**

Sample ID	SD230907-008 (84194)	Matrix	Concentrate (Inhalable Cannabis Good)
Tested for	Wherezhemp, LLC		
Sampled	-	Received	Sep 06, 2023
		Reported	Sep 08, 2023
Analyses executed	CANX, AMU		

**Laboratory note:** The estimated concentration of the unknown peak in the sample is 2.70% | Currently PharmLabs laboratory can not confirm an unidentified peak in your chromatogram due to interference (only with highly concentrated D8 products) from which we believe to be either (+)-8-THC or d9-THC. At this time there are no reference standards available for (+)-8-THC. (+)-8-THC is a different compound from the main (-)-8-THC cannabinoid and, therefore, these two compounds may have different efficacies. Using the most advanced instruments and techniques available, the separation of (+)-8-THC and d9-THC is problematic for the scientific community as a whole. PharmLabs believes the unidentified peak to be a combination of (+)-8-THC and d9-THC with the majority, if not all, of the concentration being (+)-8-THC. Total (+/-) D8 Concentration is estimated to be: 8.67%

**CANX - Cannabinoids Analysis**

Analyzed Sep 08, 2023 | Instrument HPLC-VWD | Method  
 The expanded Uncertainty of the Cannabinoid analysis is approximately **±7.806%** at the 95% Confidence Level


Analyte	LOD mg/g	LOQ mg/g	Result %	Result mg/g
11-Hydroxy-Δ8-Tetrahydrocannabivarin (11-Hyd-Δ8-THCV)	0.013	0.041	ND	ND
Cannabidiol (CBD)	0.002	0.007	ND	ND
Abnormal Cannabidiol (a-CBD)	0.01	0.031	ND	ND
(+/-)-9B-Hydroxy-Hexahydrocannabinol (9b-HHC)	0.012	0.036	ND	ND
11-Hydroxy-Δ8-Tetrahydrocannabinol (11-Hyd-Δ8-THC)	0.007	0.021	ND	ND
Cannabidiolic Acid (CBDA)	0.001	0.16	ND	ND
Cannabigerol Acid (CBGA)	0.001	0.16	0.26	2.64
Cannabigerol (CBG)	0.001	0.16	2.89	28.88
Cannabidiol (CBD)	0.001	0.16	ND	ND
1(S)-THD (s-THD)	0.013	0.041	ND	ND
1(R)-THD (r-THD)	0.025	0.075	ND	ND
Tetrahydrocannabivarin (THCV)	0.001	0.16	ND	ND
Δ8-tetrahydrocannabivarin (Δ8-THCV)	0.021	0.064	ND	ND
Cannabidihexol (CBDH)	0.005	0.16	ND	ND
Tetrahydrocannabutol (Δ9-THCB)	0.013	0.038	ND	ND
Cannabinol (CBN)	0.001	0.16	1.29	12.88
Cannabidiphoral (CBDP)	0.015	0.047	ND	ND
exo-THC (exo-THC)	0.005	0.16	ND	ND
Tetrahydrocannabinol (Δ9-THC)	0.003	0.16	UI	UI
Δ8-tetrahydrocannabinol (Δ8-THC)	0.004	0.16	8.67	86.70
(6aR,9S)-Δ10-Tetrahydrocannabinol ((6aR,9S)-Δ10)	0.015	0.16	ND	ND
Hexahydrocannabinol (S Isomer) (9s-HHC)	0.017	0.16	2.29	22.93
(6aR,9R)-Δ10-Tetrahydrocannabinol ((6aR,9R)-Δ10)	0.007	0.16	ND	ND
Hexahydrocannabinol (R Isomer) (9r-HHC)	0.016	0.16	4.70	47.04
Tetrahydrocannabinolic Acid (THCA)	0.001	0.16	54.31	543.08
Δ9-Tetrahydrocannabihexol (Δ9-THCH)	0.024	0.071	ND	ND
Cannabinol Acetate (CBNO)	0.014	0.043	ND	ND
Δ9-Tetrahydrocannabiphoral (Δ9-THCP)	0.017	0.16	7.95	79.52
Δ8-Tetrahydrocannabiphoral (Δ8-THCP)	0.041	0.16	ND	ND
Cannabicitran (CBT)	0.005	0.16	ND	ND
Δ8-THC-O-acetate (Δ8-THCO)	0.076	0.16	ND	ND
9(S)-HHCP (s-HHCP)	0.031	0.094	ND	ND
Δ9-THC-O-acetate (Δ9-THCO)	0.066	0.16	ND	ND
9(R)-HHCP (r-HHCP)	0.026	0.079	ND	ND
9(S)-HHC-O-acetate (s-HHCO)	0.005	0.16	ND	ND
9(R)-HHC-O-acetate (r-HHCO)	0.008	0.025	ND	ND
3-octyl-Δ8-Tetrahydrocannabinol (Δ8-THC-C8)	0.067	0.204	ND	ND
Total THC ( THCa * 0.877 + Δ9THC )			47.63	476.28
Total THC + Δ8THC + Δ10THC ( THCa * 0.877 + Δ9THC + Δ8THC + Δ10THC )			56.30	562.98
Total CBD ( CBDa * 0.877 + CBD )			ND	ND
Total CBG ( CBGa * 0.877 + CBG )			3.12	31.20
Total HHC ( 9r-HHC + 9s-HHC )			7.00	69.97
Total Cannabinoids			75.65	756.55

**AMU - Amanita Muscaria Analysis**

Analyzed Sep 07, 2023 | Instrument HPLC VWD | Method SOP-AMU  
 The expanded Uncertainty of the analysis is approximately **±7.81%** at the 95% Confidence Level

Analyte	LOD mg/g	LOQ mg/g	Result %	Result mg/g
Muscimol (MUOL)	0.0011	0.0034	0.42	4.24

UI Unidentified  
 ND Not Detected  
 N/A Not Applicable  
 NT Not Reported  
 LOD Limit of Detection  
 LOQ Limit of Quantification  
 <LOQ Detected  
 >ULOL Above upper limit of linearity  
 CFU/g Colony Forming Units per 1 gram  
 TNTC Too Numerous to Count



Scan the QR code to verify authenticity.

Authorized Signature

*Brandon Starr*

Brandon Starr, Lab Manager  
 Fri, 08 Sep 2023 11:44:33 -0700

PharmLabs San Diego | 3421 Hancock St, Second Floor, San Diego, CA 92110 | 619.356.0898 | ISO/IEC 17025:2017 Acc. L17-427-1



\*This report shall not be reproduced except in full, without the written approval of the lab. This report is for informational purposes only and should not be used to diagnose, treat or prevent any disease. Results are only for samples and batches indicated. Results are reported on an "as received" basis, unless indicated otherwise. When a Pass/Fail status is reported, that status is intended to be in accordance with federal, state and local laws which are required for the customer to be in compliance. The measurement of uncertainty is not included in the Pass/Fail evaluation unless explicitly required by federal, state or local laws and has been reported on the certificate of analysis. Measurement of uncertainty is available upon request.

PharmLabs San Diego Certificate of Analysis

3421 Hancock St, Second Floor, San Diego, CA 92110 | License: C8-0000098-LIC  
 ISO/IEC 17025:2017 Acc. L17-427-1 #85368



Sample **Black Series - Blueberry Caps - 2**

Sample ID	SD230907-009 (84195)	Matrix	Concentrate (Inhalable Cannabis Good)
Tested for	Wherezhemp, LLC		
Sampled	-	Received	Sep 06, 2023
		Reported	Sep 08, 2023
Analyses executed	CANX, AMU		

**Laboratory note:** The estimated concentration of the unknown peak in the sample is 2.57%. Currently PharmLabs laboratory can not confirm an unidentified peak in your chromatogram due to interference (only with highly concentrated D8 products) from which we believe to be either (+)-8-THC or d9-THC. At this time there are no reference standards available for (+)-8-THC. (+)-8-THC is a different compound from the main (-)-8-THC cannabinoid and, therefore, these two compounds may have different efficacies. Using the most advanced instruments and techniques available, the separation of (+)-8-THC and d9-THC is problematic for the scientific community as a whole. PharmLabs believes the unidentified peak to be a combination of (+)-8-THC and d9-THC with the majority, if not all, of the concentration being (+)-8-THC. Total (+)-8-THC Concentration is estimated to be: 5.17%

**CANX - Cannabinoids Analysis**

Analyzed Sep 08, 2023 | Instrument HPLC-VWD | Method  
 The expanded Uncertainty of the Cannabinoid analysis is approximately **7.806%** at the 95% Confidence Level


Analyte	LOD mg/g	LOQ mg/g	Result %	Result mg/g
11-Hydroxy-Δ8-Tetrahydrocannabivarin (11-Hyd-Δ8-THCV)	0.013	0.041	ND	ND
Cannabidiol (CBD)	0.002	0.007	ND	ND
Abnormal Cannabidiol (a-CBDO)	0.01	0.031	ND	ND
(+/-)-9B-Hydroxy-Hexahydrocannabinol (9b-HHC)	0.012	0.036	ND	ND
11-Hydroxy-Δ8-Tetrahydrocannabinol (11-Hyd-Δ8-THC)	0.007	0.021	ND	ND
Cannabidiolic Acid (CBDA)	0.001	0.16	ND	ND
Cannabigerol Acid (CBGA)	0.001	0.16	0.45	4.53
Cannabigerol (CBG)	0.001	0.16	1.15	11.46
Cannabidiol (CBD)	0.001	0.16	ND	ND
1(S)-THD (s-THD)	0.013	0.041	ND	ND
1(R)-THD (r-THD)	0.025	0.075	ND	ND
Tetrahydrocannabivarin (THCV)	0.001	0.16	ND	ND
Δ8-tetrahydrocannabivarin (Δ8-THCV)	0.021	0.064	ND	ND
Cannabidihexol (CBDH)	0.005	0.16	ND	ND
Tetrahydrocannabutol (Δ9-THCB)	0.013	0.038	ND	ND
Cannabinol (CBN)	0.001	0.16	3.58	35.85
Cannabidiphoral (CBDP)	0.015	0.047	ND	ND
exo-THC (exo-THC)	0.005	0.16	ND	ND
Tetrahydrocannabinol (Δ9-THC)	0.003	0.16	UI	UI
Δ8-tetrahydrocannabinol (Δ8-THC)	0.004	0.16	5.17	51.70
(6aR,9S)-Δ10-Tetrahydrocannabinol ((6aR,9S)-Δ10)	0.015	0.16	ND	ND
Hexahydrocannabinol (S Isomer) (9s-HHC)	0.017	0.16	3.45	34.51
(6aR,9R)-Δ10-Tetrahydrocannabinol ((6aR,9R)-Δ10)	0.007	0.16	ND	ND
Hexahydrocannabinol (R Isomer) (9r-HHC)	0.016	0.16	8.18	81.76
Tetrahydrocannabinolic Acid (THCA)	0.001	0.16	60.71	607.06
Δ9-Tetrahydrocannabihexol (Δ9-THCH)	0.024	0.071	ND	ND
Cannabinol Acetate (CBNO)	0.014	0.043	ND	ND
Δ9-Tetrahydrocannabiphoral (Δ9-THCP)	0.017	0.16	4.32	43.21
Δ8-Tetrahydrocannabiphoral (Δ8-THCP)	0.041	0.16	ND	ND
Cannabicitran (CBT)	0.005	0.16	ND	ND
Δ8-THC-O-acetate (Δ8-THCO)	0.076	0.16	ND	ND
9(S)-HHCP (s-HHCP)	0.031	0.094	ND	ND
Δ9-THC-O-acetate (Δ9-THCO)	0.066	0.16	ND	ND
9(R)-HHCP (r-HHCP)	0.026	0.079	ND	ND
9(S)-HHC-O-acetate (s-HHCO)	0.005	0.16	ND	ND
9(R)-HHC-O-acetate (r-HHCO)	0.008	0.025	ND	ND
3-octyl-Δ8-Tetrahydrocannabinol (Δ8-THC-C8)	0.067	0.204	ND	ND
Total THC ( THCa * 0.877 + Δ9THC )			53.24	532.39
Total THC + Δ8THC + Δ10THC ( THCa * 0.877 + Δ9THC + Δ8THC + Δ10THC )			58.41	584.09
Total CBD ( CBDA * 0.877 + CBD )			ND	ND
Total CBG ( CBGA * 0.877 + CBG )			1.54	15.43
Total HHC ( 9r-HHC + 9s-HHC )			11.63	116.27
Total Cannabinoids			79.49	794.85

**AMU - Amanita Muscaria Analysis**

Analyzed Sep 07, 2023 | Instrument HPLC VWD | Method SOP-AMU  
 The expanded Uncertainty of the analysis is approximately **7.81%** at the 95% Confidence Level

Analyte	LOD mg/g	LOQ mg/g	Result %	Result mg/g
Muscimol (MUOL)	0.0011	0.0034	0.43	4.33

UI Unidentified  
 ND Not Detected  
 N/A Not Applicable  
 NT Not Reported  
 LOD Limit of Detection  
 LOQ Limit of Quantification  
 <LOQ Detected  
 >ULOL Above upper limit of linearity  
 CFU/g Colony Forming Units per 1 gram  
 TNTC Too Numerous to Count



Scan the QR code to verify authenticity.

Authorized Signature

*Brandon Starr*

Brandon Starr, Lab Manager  
 Fri, 08 Sep 2023 11:44:36 -0700

PharmLabs San Diego | 3421 Hancock St, Second Floor, San Diego, CA 92110 | 619.356.0898 | ISO/IEC 17025:2017 Acc. L17-427-1

\*This report shall not be reproduced except in full, without the written approval of the lab. This report is for informational purposes only and should not be used to diagnose, treat or prevent any disease. Results are only for samples and batches indicated. Results are reported on an "as received" basis, unless indicated otherwise. When a Pass/Fail status is reported, that status is intended to be in accordance with federal, state and local laws which are required for the customer to be in compliance. The measurement of uncertainty is not included in the Pass/Fail evaluation unless explicitly required by federal, state or local laws and has been reported on the certificate of analysis. Measurement of uncertainty is available upon request.





PharmLabs San Diego Certificate of Analysis

3421 Hancock St, Second Floor, San Diego, CA 92110 | License: C8-0000098-LIC  
 ISO/IEC 17025:2017 Acc. L17-427-1 #85368



Sample **Black Series - Magic Mintz - 2**

Sample ID	SD230907-010 (84196)	Matrix	Concentrate (Inhalable Cannabis Good)
Tested for	Wherezemp, LLC		
Sampled	-	Received	Sep 06, 2023
Analyses executed	CANX, AMU	Reported	Sep 08, 2023

**Laboratory note:** The estimated concentration of the unknown peak in the sample is 2.67% | Currently PharmLabs laboratory can not confirm an unidentified peak in your chromatogram due to interference (only with highly concentrated D8 products) from which we believe to be either (+)-8-THC or d9-THC. At this time there are no reference standards available for (+)-8-THC. (+)-8-THC is a different compound from the main (-)-8-THC cannabinoid and, therefore, these two compounds may have different efficacies. Using the most advanced instruments and techniques available, the separation of (+)-8-THC and d9-THC is problematic for the scientific community as a whole. PharmLabs believes the unidentified peak to be a combination of (+)-8-THC and d9-THC with the majority, if not all, of the concentration being (+)-8-THC. Total (+)-8-THC Concentration is estimated to be: 7.72%

**CANX - Cannabinoids Analysis**

Analyzed Sep 08, 2023 | Instrument HPLC-VWD | Method  
 The expanded Uncertainty of the Cannabinoid analysis is approximately **7.806%** at the 95% Confidence Level

Analyte	LOD mg/g	LOQ mg/g	Result %	Result mg/g
11-Hydroxy-Δ8-Tetrahydrocannabivarin (11-Hyd-Δ8-THCV)	0.013	0.041	ND	ND
Cannabidiol (CBD)	0.002	0.007	ND	ND
Abnormal Cannabidiol (a-CBDO)	0.01	0.031	ND	ND
(+/-)-9B-Hydroxy-Hexahydrocannabinol (9b-HHC)	0.012	0.036	ND	ND
11-Hydroxy-Δ8-Tetrahydrocannabinol (11-Hyd-Δ8-THC)	0.007	0.021	ND	ND
Cannabidiolic Acid (CBDA)	0.001	0.16	ND	ND
Cannabigerol Acid (CBGA)	0.001	0.16	0.45	4.48
Cannabigerol (CBG)	0.001	0.16	1.77	17.67
Cannabidiol (CBD)	0.001	0.16	ND	ND
1(S)-THD (s-THD)	0.013	0.041	ND	ND
1(R)-THD (r-THD)	0.025	0.075	ND	ND
Tetrahydrocannabivarin (THCV)	0.001	0.16	ND	ND
Δ8-tetrahydrocannabivarin (Δ8-THCV)	0.021	0.064	ND	ND
Cannabidihexol (CBDH)	0.005	0.16	ND	ND
Tetrahydrocannabutol (Δ9-THCB)	0.013	0.038	ND	ND
Cannabinol (CBN)	0.001	0.16	1.25	12.54
Cannabidiphoral (CBDP)	0.015	0.047	ND	ND
exo-THC (exo-THC)	0.005	0.16	ND	ND
Tetrahydrocannabinol (Δ9-THC)	0.003	0.16	UI	UI
Δ8-tetrahydrocannabinol (Δ8-THC)	0.004	0.16	7.72	77.20
(6aR,9S)-Δ10-Tetrahydrocannabinol ((6aR,9S)-Δ10)	0.015	0.16	ND	ND
Hexahydrocannabinol (S Isomer) (9s-HHC)	0.017	0.16	1.69	16.89
(6aR,9R)-Δ10-Tetrahydrocannabinol ((6aR,9R)-Δ10)	0.007	0.16	ND	ND
Hexahydrocannabinol (R Isomer) (9r-HHC)	0.016	0.16	4.14	41.39
Tetrahydrocannabinolic Acid (THCA)	0.001	0.16	61.85	618.47
Δ9-Tetrahydrocannabihexol (Δ9-THCH)	0.024	0.071	ND	ND
Cannabinol Acetate (CBNO)	0.014	0.043	ND	ND
Δ9-Tetrahydrocannabiphoral (Δ9-THCP)	0.017	0.16	5.32	53.24
Δ8-Tetrahydrocannabiphoral (Δ8-THCP)	0.041	0.16	ND	ND
Cannabicitran (CBT)	0.005	0.16	ND	ND
Δ8-THC-O-acetate (Δ8-THCO)	0.076	0.16	ND	ND
9(S)-HHCP (s-HHCP)	0.031	0.094	ND	ND
Δ9-THC-O-acetate (Δ9-THCO)	0.066	0.16	ND	ND
9(R)-HHCP (r-HHCP)	0.026	0.079	ND	ND
9(S)-HHC-O-acetate (s-HHCO)	0.005	0.16	ND	ND
9(R)-HHC-O-acetate (r-HHCO)	0.008	0.025	ND	ND
3-octyl-Δ8-Tetrahydrocannabinol (Δ8-THC-C8)	0.067	0.204	ND	ND
<b>Total THC ( THCa * 0.877 + Δ9THC )</b>			<b>54.24</b>	<b>542.40</b>
<b>Total THC + Δ8THC + Δ10THC ( THCa * 0.877 + Δ9THC + Δ8THC + Δ10THC )</b>			<b>61.96</b>	<b>619.60</b>
<b>Total CBD ( CBDA * 0.877 + CBD )</b>			<b>ND</b>	<b>ND</b>
<b>Total CBG ( CBGa * 0.877 + CBG )</b>			<b>2.16</b>	<b>21.60</b>
<b>Total HHC ( 9r-HHC + 9s-HHC )</b>			<b>5.83</b>	<b>58.28</b>
<b>Total Cannabinoids</b>			<b>76.53</b>	<b>765.26</b>

**AMU - Amanita Muscaria Analysis**

Analyzed Sep 07, 2023 | Instrument HPLC VWD | Method SOP-AMU  
 The expanded Uncertainty of the analysis is approximately **±7.81%** at the 95% Confidence Level

Analyte	LOD mg/g	LOQ mg/g	Result %	Result mg/g
Muscimol (MUOL)	0.0011	0.0034	0.59	5.93

UI Unidentified  
 ND Not Detected  
 N/A Not Applicable  
 NT Not Reported  
 LOD Limit of Detection  
 LOQ Limit of Quantification  
 <LOQ Detected  
 >ULOL Above upper limit of linearity  
 CFU/g Colony Forming Units per 1 gram  
 TNTC Too Numerous to Count



Scan the QR code to verify authenticity.

Authorized Signature

*Brandon Starr*

Brandon Starr, Lab Manager  
 Fri, 08 Sep 2023 11:44:36 -0700

PharmLabs San Diego | 3421 Hancock St, Second Floor, San Diego, CA 92110 | 619.356.0898 | ISO/IEC 17025:2017 Acc. L17-427-1



\*This report shall not be reproduced except in full, without the written approval of the lab. This report is for informational purposes only and should not be used to diagnose, treat or prevent any disease. Results are only for samples and batches indicated. Results are reported on an "as received" basis, unless indicated otherwise. When a Pass/Fail status is reported, that status is intended to be in accordance with federal, state and local laws which are required for the customer to be in compliance. The measurement of uncertainty is not included in the Pass/Fail evaluation unless explicitly required by federal, state or local laws and has been reported on the certificate of analysis. Measurement of uncertainty is available upon request.

PharmLabs San Diego Certificate of Analysis

3421 Hancock St, Second Floor, San Diego, CA 92110 | License: C8-0000098-LIC  
 ISO/IEC 17025:2017 Acc. L17-427-1 #85368



Sample **Black Series - Shaman Sauce - 2**

Sample ID <b>SD230907-011 (84197)</b>	Matrix <b>Concentrate (Inhalable Cannabis Good)</b>
Tested for <b>Wherezemp, LLC</b>	
Sampled <b>-</b>	Received <b>Sep 06, 2023</b>
Analyses executed <b>CANX, AMU</b>	Reported <b>Sep 08, 2023</b>

**Laboratory note:** The estimated concentration of the unknown peak in the sample is 1.97%. Currently PharmLabs laboratory can not confirm an unidentified peak in your chromatogram due to interference (only with highly concentrated D8 products) from which we believe to be either (+)-8-THC or d9-THC. At this time there are no reference standards available for (+)-8-THC. (+)-8-THC is a different compound from the main (-)-8-THC cannabinoid and, therefore, these two compounds may have different efficacies. Using the most advanced instruments and techniques available, the separation of (+)-8-THC and d9-THC is problematic for the scientific community as a whole. PharmLabs believes the unidentified peak to be a combination of (+)-8-THC and d9-THC with the majority, if not all, of the concentration being (+)-8-THC. Total (+/-) D8 Concentration is estimated to be: 5.37%

**CANX - Cannabinoids Analysis**

Analyzed **Sep 08, 2023** | Instrument **HPLC-VWD** | Method  
 The expanded Uncertainty of the Cannabinoid analysis is approximately **±7.806%** at the 95% Confidence Level

Analyte	LOD mg/g	LOQ mg/g	Result %	Result mg/g
11-Hydroxy-Δ8-Tetrahydrocannabivarin (11-Hyd-Δ8-THCV)	0.013	0.041	ND	ND
Cannabidiol (CBD)	0.002	0.007	ND	ND
Abnormal Cannabidiol (a-CBDO)	0.01	0.031	ND	ND
(+/-)-9B-Hydroxy-Hexahydrocannabinol (9b-HHC)	0.012	0.036	ND	ND
11-Hydroxy-Δ8-Tetrahydrocannabinol (11-Hyd-Δ8-THC)	0.007	0.021	ND	ND
Cannabidiolic Acid (CBDA)	0.001	0.16	ND	ND
Cannabigerol Acid (CBGA)	0.001	0.16	0.34	3.45
Cannabigerol (CBG)	0.001	0.16	1.34	13.45
Cannabidiol (CBD)	0.001	0.16	ND	ND
1(S)-THD (s-THD)	0.013	0.041	ND	ND
1(R)-THD (r-THD)	0.025	0.075	ND	ND
Tetrahydrocannabivarin (THCV)	0.001	0.16	ND	ND
Δ8-tetrahydrocannabivarin (Δ8-THCV)	0.021	0.064	ND	ND
Cannabidihexol (CBDH)	0.005	0.16	ND	ND
Tetrahydrocannabutol (Δ9-THCB)	0.013	0.038	ND	ND
Cannabinol (CBN)	0.001	0.16	1.50	14.99
Cannabidiphoral (CBDP)	0.015	0.047	ND	ND
exo-THC (exo-THC)	0.005	0.16	ND	ND
Tetrahydrocannabinol (Δ9-THC)	0.003	0.16	UI	UI
Δ8-tetrahydrocannabinol (Δ8-THC)	0.004	0.16	5.37	53.70
(6aR,9S)-Δ10-Tetrahydrocannabinol ((6aR,9S)-Δ10)	0.015	0.16	ND	ND
Hexahydrocannabinol (S Isomer) (9s-HHC)	0.017	0.16	2.74	27.35
(6aR,9R)-Δ10-Tetrahydrocannabinol ((6aR,9R)-Δ10)	0.007	0.16	ND	ND
Hexahydrocannabinol (R Isomer) (9r-HHC)	0.016	0.16	6.14	61.40
Tetrahydrocannabinolic Acid (THCA)	0.001	0.16	62.14	621.42
Δ9-Tetrahydrocannabihexol (Δ9-THCH)	0.024	0.071	ND	ND
Cannabinol Acetate (CBNO)	0.014	0.043	ND	ND
Δ9-Tetrahydrocannabiphoral (Δ9-THCP)	0.017	0.16	5.34	53.36
Δ8-Tetrahydrocannabiphoral (Δ8-THCP)	0.041	0.16	ND	ND
Cannabicitran (CBT)	0.005	0.16	ND	ND
Δ8-THC-O-acetate (Δ8-THCO)	0.076	0.16	ND	ND
9(S)-HHCP (s-HHCP)	0.031	0.094	ND	ND
Δ9-THC-O-acetate (Δ9-THCO)	0.066	0.16	ND	ND
9(R)-HHCP (r-HHCP)	0.026	0.079	ND	ND
9(S)-HHC-O-acetate (s-HHCO)	0.005	0.16	ND	ND
9(R)-HHC-O-acetate (r-HHCO)	0.008	0.025	ND	ND
3-octyl-Δ8-Tetrahydrocannabinol (Δ8-THC-C8)	0.067	0.204	ND	ND
<b>Total THC ( THCa * 0.877 + Δ9THC )</b>			<b>54.50</b>	<b>544.99</b>
<b>Total THC + Δ8THC + Δ10THC ( THCa * 0.877 + Δ9THC + Δ8THC + Δ10THC )</b>			<b>59.87</b>	<b>598.69</b>
<b>Total CBD ( CBDA * 0.877 + CBD )</b>			<b>ND</b>	<b>ND</b>
<b>Total CBG ( CBGA * 0.877 + CBG )</b>			<b>1.65</b>	<b>16.48</b>
<b>Total HHC ( 9r-HHC + 9s-HHC )</b>			<b>8.88</b>	<b>88.75</b>
<b>Total Cannabinoids</b>			<b>77.23</b>	<b>772.26</b>

**AMU - Amanita Muscaria Analysis**

Analyzed **Sep 07, 2023** | Instrument **HPLC VWD** | Method **SOP-AMU**  
 The expanded Uncertainty of the analysis is approximately **±7.81%** at the 95% Confidence Level

Analyte	LOD mg/g	LOQ mg/g	Result %	Result mg/g
Muscimol (MUOL)	0.0011	0.0034	0.52	5.16

UI Unidentified  
 ND Not Detected  
 N/A Not Applicable  
 NT Not Reported  
 LOD Limit of Detection  
 LOQ Limit of Quantification  
 <LOQ Detected  
 >ULOL Above upper limit of linearity  
 CFU/g Colony Forming Units per 1 gram  
 TNTC Too Numerous to Count



Scan the QR code to verify authenticity.

Authorized Signature

*Brandon Starr*

Brandon Starr, Lab Manager  
 Fri, 08 Sep 2023 11:44:40 -0700

PharmLabs San Diego | 3421 Hancock St, Second Floor, San Diego, CA 92110 | 619.356.0898 | ISO/IEC 17025:2017 Acc. L17-427-1



\*This report shall not be reproduced except in full, without the written approval of the lab. This report is for informational purposes only and should not be used to diagnose, treat or prevent any disease. Results are only for samples and batches indicated. Results are reported on an "as received" basis, unless indicated otherwise. When a Pass/Fail status is reported, that status is intended to be in accordance with federal, state and local laws which are required for the customer to be in compliance. The measurement of uncertainty is not included in the Pass/Fail evaluation unless explicitly required by federal, state or local laws and has been reported on the certificate of analysis. Measurement of uncertainty is available upon request.